

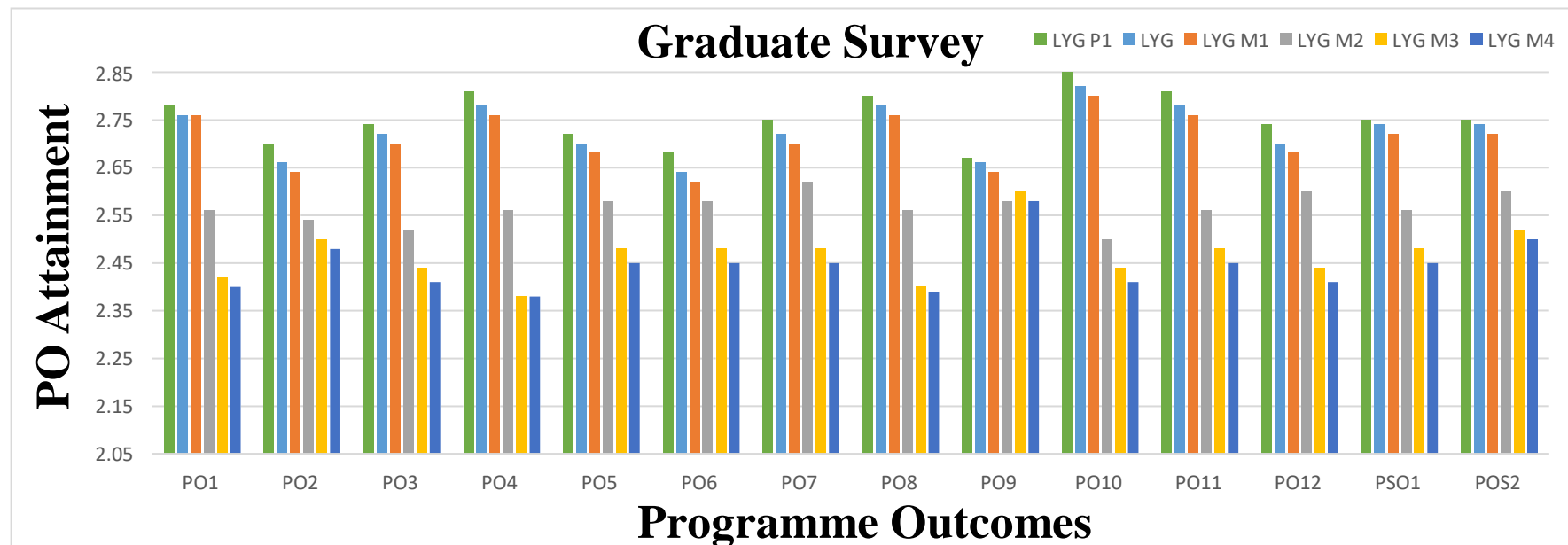
DEPARTMENT OF CIVIL ENGINEERING

Stakeholders Feedback Analysis Batch 2018-2022

Student Graduate Survey

Response of Graduate students in program attainment versus program outcomes:

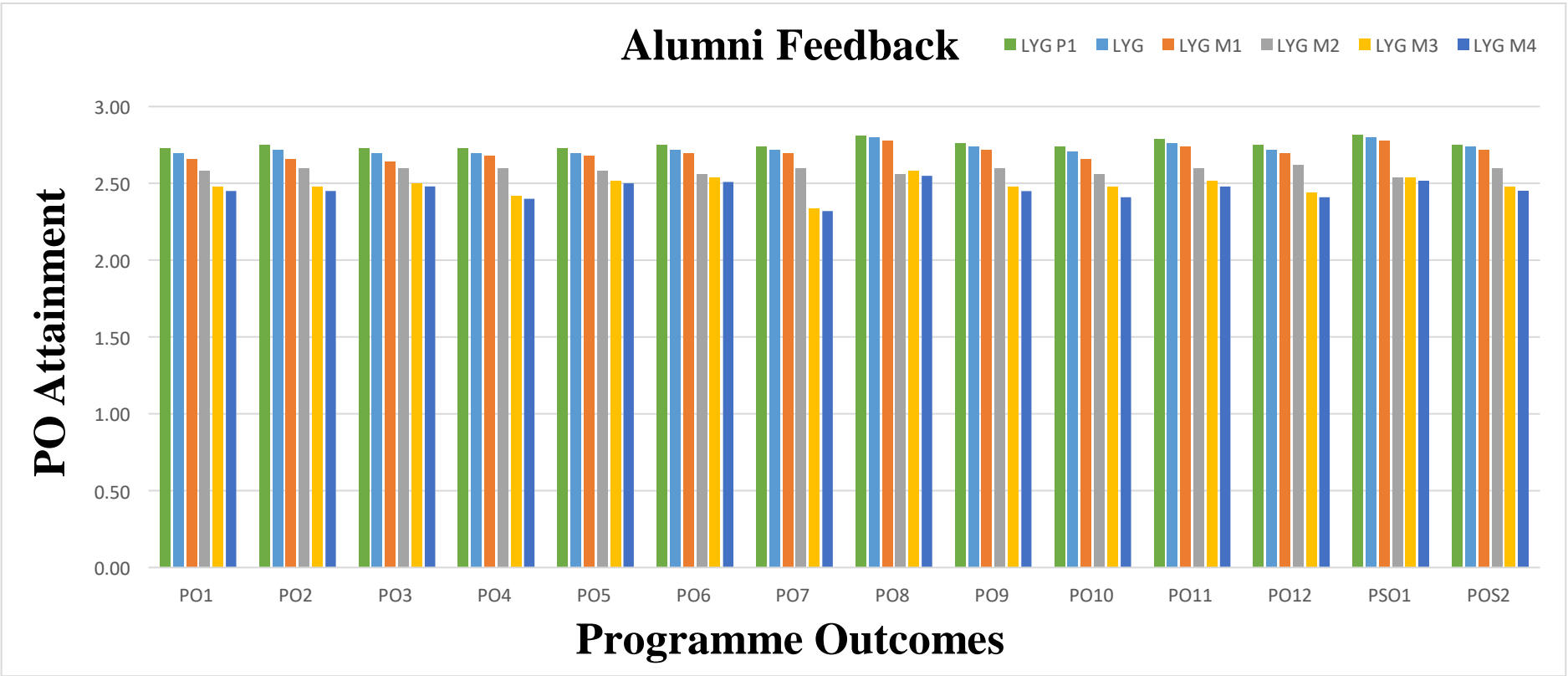
	PO1	PO2	PO3	PO4	PO5	PO6	PO7	PO8	PO9	PO10	PO11	PO12	PSO1	POS2
LYG P1	2.78	2.70	2.74	2.81	2.72	2.68	2.75	2.80	2.67	2.85	2.81	2.74	2.75	2.75
LYG	2.76	2.66	2.72	2.78	2.70	2.64	2.72	2.78	2.66	2.82	2.78	2.70	2.74	2.74
LYG M1	2.76	2.64	2.70	2.76	2.68	2.62	2.70	2.76	2.64	2.80	2.76	2.68	2.72	2.72
LYG M2	2.56	2.54	2.52	2.56	2.58	2.58	2.62	2.56	2.58	2.50	2.56	2.60	2.56	2.60
LYG M3	2.42	2.50	2.44	2.38	2.48	2.48	2.48	2.40	2.60	2.44	2.48	2.44	2.48	2.52
LYG M4	2.40	2.48	2.41	2.38	2.45	2.45	2.45	2.39	2.58	2.41	2.45	2.41	2.45	2.50



Alumni Survey

Response of Alumni students in program attainment versus program outcomes:

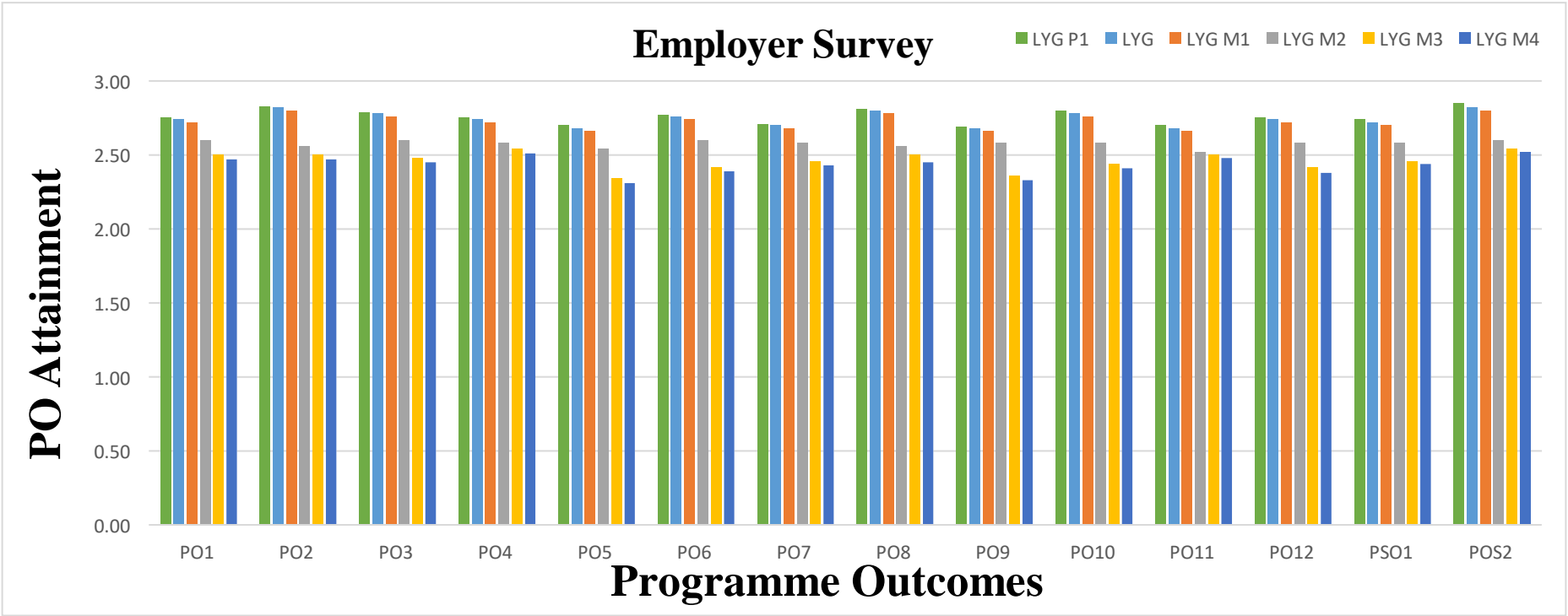
	PO1	PO2	PO3	PO4	PO5	PO6	PO7	PO8	PO9	PO10	PO11	PO12	PSO1	POS2
LYG P1	2.73	2.75	2.73	2.73	2.73	2.75	2.74	2.81	2.76	2.74	2.79	2.75	2.82	2.75
LYG	2.70	2.72	2.72	2.70	2.70	2.72	2.72	2.80	2.74	2.71	2.76	2.72	2.80	2.74
LYG M1	2.66	2.66	2.64	2.68	2.68	2.70	2.70	2.78	2.72	2.66	2.74	2.70	2.78	2.72
LYG M2	2.58	2.60	2.60	2.60	2.58	2.56	2.60	2.56	2.60	2.56	2.60	2.62	2.54	2.60
LYG M3	2.48	2.48	2.50	2.42	2.52	2.54	2.34	2.58	2.48	2.48	2.52	2.44	2.54	2.48
LYG M4	2.45	2.45	2.48	2.40	2.50	2.51	2.32	2.55	2.45	2.41	2.48	2.41	2.52	2.45



Employer Survey

Response of Employer’s in program attainment versus program outcomes:

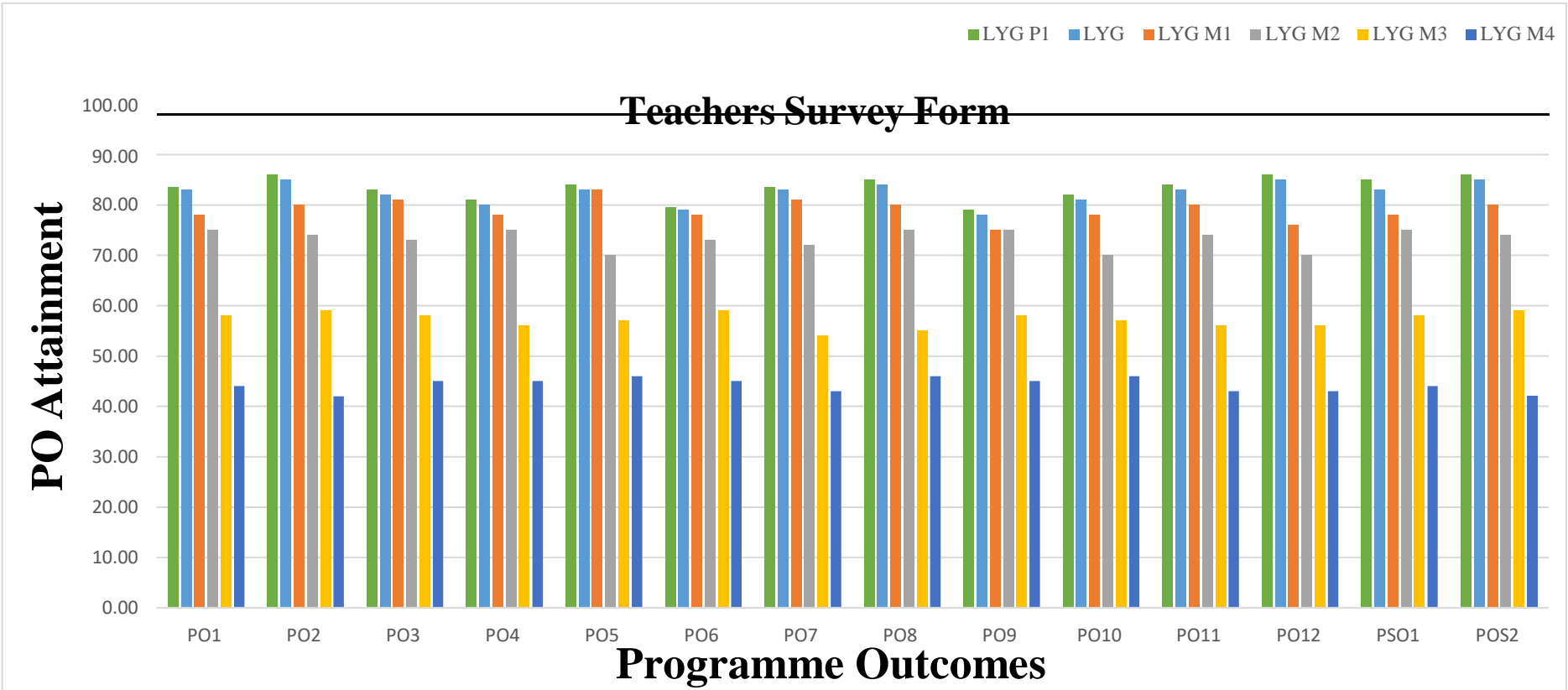
	PO1	PO2	PO3	PO4	PO5	PO6	PO7	PO8	PO9	PO10	PO11	PO12	PSO1	POS2
LYG P1	2.75	2.83	2.79	2.75	2.70	2.77	2.71	2.81	2.69	2.80	2.70	2.75	2.74	2.85
LYG	2.74	2.82	2.78	2.74	2.68	2.76	2.70	2.80	2.68	2.78	2.68	2.74	2.72	2.82
LYG M1	2.72	2.80	2.76	2.72	2.66	2.74	2.68	2.78	2.66	2.76	2.66	2.72	2.70	2.80
LYG M2	2.60	2.56	2.60	2.58	2.54	2.60	2.58	2.56	2.58	2.58	2.52	2.58	2.58	2.60
LYG M3	2.50	2.50	2.48	2.54	2.34	2.42	2.46	2.50	2.36	2.44	2.50	2.42	2.46	2.54
LYG M4	2.47	2.47	2.45	2.51	2.31	2.39	2.43	2.45	2.33	2.41	2.48	2.38	2.44	2.52



Teachers Survey

Response of Teachers’ in program attainment versus program outcomes:

	PO1	PO2	PO3	PO4	PO5	PO6	PO7	PO8	PO9	PO10	PO11	PO12	PSO1	POS2
LYG P1	83.50	86.00	83.00	81.00	84.00	79.50	83.50	85.00	79.00	82.00	84.00	86.00	85.00	86.00
LYG	83.00	85.00	82.00	80.00	83.00	2.76	83.00	84.00	78.00	81.00	83.00	85.00	83.00	85.00
LYG M1	78.00	80.00	81.00	78.00	83.00	78.00	81.00	80.00	75.00	78.00	80.00	76.00	78.00	80.00
LYG M2	75.00	74.00	73.00	75.00	70.00	73.00	72.00	75.00	75.00	70.00	74.00	70.00	75.00	74.00
LYG M3	58.00	59.00	58.00	56.00	57.00	59.00	54.00	55.00	58.00	57.00	56.00	56.00	58.00	59.00
LYG M4	44.00	42.00	45.00	45.00	46.00	45.00	43.00	46.00	45.00	46.00	43.00	43.00	44.00	42.00



Action taken Report on Stakeholder's Feedback

Institution collects stake holder's feedback for UG programs. Feedbacks from students, Alumni and employer are considered for continuous improvements in curriculum and other academic aspects. The ultimate goal of stakeholder's feedback is to get useful insights for the purpose of improvement in all aspects of teaching, learning, assessment and infrastructure facilities. Inputs collected from all the stake holders are analyzed and carried forward in Board of Studies (BOS) for approval. After getting approval in BOS, the curriculum with the incorporation of recommended changes if any is sent to Academic Council for their final endorsement. The following structure describes the significance of stakeholders for the development.

1. Student Graduate Survey Feedback

- The inputs from the graduating students on design of curriculum, services extended incorporation of novel teaching technologies and their overall experience related to facilities and educational resources. However, graduating student will be submitting their overall impression related to institute and this feedback is collected.

2. Alumni's Feedback:

- Alumni are considered as the ambassadors to the outside world. They are in a position to evaluate the extent to which the programme is effective in achieving the desired objective. As an alumnus they share their experience and participate in curricular updates in view of emerging technologies and tools.
- Alumni survey is conducted, through which suggestions are provided to design syllabus which makes the students industry ready and well prepared towards competitive examinations.

3. Employer Feedback:

In view of identifying the gap in the syllabus as per the requirement of various stakeholders, the Department has taken feedback on curriculum from various stakeholders. Suggestions like more smart and experiential leaning and approach to competitive exams, relevant to the framing of the syllabus of various courses were consolidated and discussed in BOS meeting. Since few courses are multidisciplinary, faculties from various departments are actively participating in the syllabus restructuring process, as being members of Board of studies. These suggestions were communicated to the chairman of the board for the proper redressal of suggestions. Following actions were prominently taken:

1. Few emerging courses like Building Information Modelling, 3D Painting, Augmented Reality, Advanced Materials, The Intelligent Built Environment, Construction Software and Data Ecosystem, Home Analytics, Smart Buildings etc., will be introduced gradually in the curriculum.
2. More number of site visits, state of art - industry oriented value added courses and workshops will be incorporated.
3. Expert lectures and carrier guidance lectures will be scheduled on different topics to inculcate interest in courses.